



**Up to 200 thrusts per minute**

**Hands-free construction**

**Realistic masturbator attachment**

**Bendable dildo attachment**

**Multispeed bullet and egg set**

**Adjustable angle**

**Made from ABS plastic, metal and skin-like TPR material**

**BioniX Light**

**PRODUCT MANUAL**


## Set includes

- Sex machine, realistic dildo attachment, masturbator attachment, bullet, egg, control pack, electric cord and adapter (works on 100-240V), 4 suction cups and spring.



## Power

- The sex machine is powered by an electric cord.
- Connect the included electric cord to the sex machine (DC14V IN jack).
- Insert the plug into the socket to activate the sex machine.
- Keep the sex machine plugged in to enjoy the play.



## Before Use

- Unscrew the locking nut and put the spring onto the rod and screw the locking nut back.
- Screw the attachment onto the rod and secure it with the locking nut.

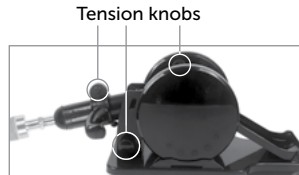


- Screw on the 4 suction cups and attach the machine to a smooth horizontal surface.



Suction cup

- Adjust the position of the handle via the tension knob (360°).
- Adjust for comfortable height via bottom tension knobs.
- Adjust for a comfortable angle via top tension knobs.

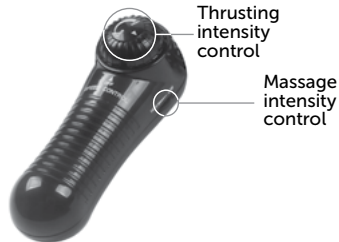


Tension knobs

## How To Use

---

- Connect the control pack to the sex machine, large connector into DC14V OUT jack, small connector into DC12V IN jack.
- Before turning the machine on, make sure the control pack is turned off.
- Plug the multispeed attachments into the control pack.
- Once all the pieces are attached, connect the included electric cord to the sex machine (DC14V IN jack).
- Insert the plug into the socket to activate the sex machine.
- Rotate the large dial control on the control pack to cycle through multiple thrusting speeds.
- Rotate the dial controls on both sides to cycle through massage speeds for bullet and egg attachments respectively.



## Cleaning and Care

---

- Remove the attachment for thorough cleaning.
- Do not wash the attachment while it is connected to the sex machine, so as not to damage metallic details.
- Do not wash the attachment on the sex machine while the power is on.
- Use a toy cleaner/mild soap with water to clean the attachment before and after each use.
- Pat with a towel and allow it to air-dry completely.
- Do not let the water get inside the sex machine and control pack as they are not waterproof. Wipe the machine and the control pack down with a wet cloth/tissue and dry it out completely.
- Put the attachment on to finish the assembly.
- Dust lightly the realistic attachments with corn starch or talc for better use and store away from heat and sunlight.
- Use with the water-based lube only, no silicone lubricants.

## Warning

---

- The sex machine can not be used for more than 40 mins at a time, since it may shorten the lifespan of the machine.

- Do not sit on the machine and do not put any other pressure on it while it's working, since it may damage the machine and cause its malfunction.
- The machine has protection from overheating. If it is used continuously for a long time, the machine will stop abruptly if it overheats. This is normal, and the machine will automatically restart after cooling down.
- Do not use on inflamed and injured areas.
- Discontinue use if feeling pain or discomfort.
- Adult novelty only. Use for medical purposes or for a use that has an adverse effect on any function of the body is prohibited.

**edenfantasys**  
THE NEW INTIMACY

[www.edenfantasys.com](http://www.edenfantasys.com)

Customer Service  
10 AM - 7 PM EST  
Phone: +1 (770) 604 - 1352