

**edenfantasys**  
THE NEW INTIMACY



**10 thrusting modes**

**10 massage modes**

**Heats up to 122 °F**

**Strong suction cup**

**Adjustable angle**

**Made from silicone and ABS plastic**

**G-spot lover  
sex machine**

**PRODUCT MANUAL**

## Charging

- For maximum pleasure charge the toy and the remote control before every use.
- Connect the included USB cable and insert the USB end into the wall adaptor or computer USB port (Computer must be turned on).
- The glow indicates charging in progress.
- A full charge for the sex machine takes up to 5 hours for 1 hour of play.
- A full charge for the remote control takes up to 2 hours for 10 hours of play.
- Do not use the device while charging.

USB  
charging port



## Before Use

- Insert the attachment matching the grooves.
- Rotate the attachment clockwise until you hear the click.



- Attach the suction cup stand to a smooth horizontal surface.
- Pull the latch down to secure the suction cup.



Suction cup

- Adjust the angle.
- Tighten the knob to hold the position.
- Loosen the knob to change the angle.





Tension knob



## How To Use





---

### Without remote control

- Hold the  button to turn on/off.
- Press the  button quickly to cycle through 10 massage modes.
- Hold it to turn the massage mode off.
- Press the  button quickly to cycle through 10 thrusting modes.
- Hold it to turn the thrusting mode off.
- Press the  button to turn the heating on/off. Allow up to 5 mins for the toy to warm up.



### With the remote control

- Hold the  button on the toy to enter the standby mode. The LED light will flash.
- Press the  button on the remote quickly to cycle through 10 massage modes.
- Hold it to turn the massage mode off.
- Press the  button on the remote quickly to cycle through 10 thrusting modes.
- Hold it to turn the thrusting mode off.
- Hold the  button to turn the toy off.

## Cleaning and Care

---

- Rotate the dildo attachment counterclockwise to detach it for thorough cleaning.
- Use a toy cleaner/mild soap with water to clean the product before and after each use.
- Pat with a towel and allow it to air-dry completely.
- Do not get water inside the sex machine as it is not waterproof.
- Wipe it down with the wet cloth/tissue and dry it out completely.
- Use with the water-based lube only, no silicone lubricants.

## Warning

---

- Do not use on inflamed and injured areas.
- Discontinue use if feeling pain or discomfort.
- Adult novelty only. Use for medical purposes or for a use that has an adverse effect on any function of the body is prohibited.



**edenfantasys**  
THE NEW INTIMACY

[www.edenfantasys.com](http://www.edenfantasys.com)

Customer Service  
10 AM - 7 PM EST  
Phone: +1 (770) 604 - 1352