



## Love Wag

PRODUCT MANUAL

**12 massage modes**

**12 tail wagging modes**

**Splashproof**

**Remote control**

**Made from silicone,  
faux-fur and ABS  
plastic**

## Charging

- For maximum pleasure charge before every use.
- Connect the included USB cable and insert the USB end into the wall adaptor or computer USB port (Computer must be turned on).
- The intermittent glow indicates charging in progress.
- A full charge takes up to 90 minutes for 90 minutes of play.
- Do not use the device while charging.
- The remote control is powered by 1-Aaa battery (included).




USB charging  
port





## How To Use

---

### Without remote control

- Hold the  button to turn on/off.
- Press it quickly to cycle through 12 massage and tail wagging modes.

### With the remote control

- Hold the  button on the toy to enter the standby mode.
- Hold the  button on the remote to turn it on/off. The LED light will flash.
- Press the **M** button to cycle through 12 massage and tail wagging modes.
- Press the  button to return to the previous mode.
- Press the  button to pause the toy.



## Cleaning and Care

---

- Use a toy cleaner/mild soap with water to clean the product before and after each use.
- Pat with a towel and allow it to air-dry completely.
- Use with the water-based lube only, no silicone lubricants.



## Warning

---

- Do not use on inflamed and injured areas.
- Discontinue use if feeling pain or discomfort.
- Adult novelty only. Use for medical purposes or for a use that has an adverse effect on any function of the body is prohibited.
- If the toy is used continuously for a long time, it can overheat. Immediately discontinue use in that instance, in order to avoid damaging the motor or causing the toy to malfunction.

**edenfantasy**  
THE NEW INTIMACY

[www.edenfantasy.com](http://www.edenfantasy.com)

Customer Service  
10 AM - 7 PM EST  
Phone: +1 (770) 604 - 1352