



Passionworks

10 massage modes

10 rotation modes

Adds extra girth

Triple loop for extra support

Remote control

Made from silicone and
ABS plastic

PRODUCT MANUAL



Charging

- For maximum pleasure, charge before every use.
- Connect the toy to the included USB cable and insert the USB end into the wall adaptor or computer USB port (Computer must be turned on).
- The slow, intermittent glow indicates charging in progress.
- A full charge takes up to 2 hours for 1 hour of play.
- Do not use the device while charging.
- The remote is powered by CR2032 battery (included)

USB charging
port









How To Use

- Apply lubricant on yourself and inside the toy before use.
- Wear around the penis and testicles.
- Hold the  button to turn on/off.
- Press it quickly to cycle through 10 massage modes on the clit attachment.
- Press the  button quickly to cycle through 10 rotation modes on the girth extender.

- Hold it to turn rotation mode off.
- If pain or discomfort occurs, immediately remove the constriction ring.

LIMIT THE USE OF THE CONSTRICTION RING TO NO LONGER THAN 30 MINUTES PER USE.

With the remote control

- Remove the protective film from the battery compartment of the remote control before use.
- Hold the  button on the toy to activate the standby mode.
- Press the  button on the remote quickly to cycle through 10 massage modes on the clit attachment.
- Hold the  button on the remote to pause the toy.
- Press the  button on the remote quickly to cycle through 10 rotation modes on the girth extender.
- Hold the  button on the remote to turn rotation mode off.
- Hold the  button on the toy to turn off.



Power
button



Cleaning and Care

- Use a toy cleaner/mild soap with water to clean the product before and after each use.
- Pat with a towel and allow it to air-dry completely.
- Use with water-based lube only, no silicone lubricants.
- Please avoid contact with silicone or silicone-containing materials as it may damage the product.



Warning

- Stop using the constriction ring if pain occurs.
- Do not fall asleep while wearing the constriction ring, since prolonged use may cause permanent injury to the penis.
- Allow at least 60 mins between uses as more frequent use may increase the risk of injury to the penis.
- Do not use the constriction ring under the influence of alcohol or drugs, since it may impair the user's judgment and increase the risk of injury to the penis.
- Misuse of a constriction ring may cause bruising, painful injury, or permanent damage to the penis.
- Constriction rings do not prevent pregnancy.

Precautions

Use of a constriction ring may aggravate already existing conditions such as Peyronie's disease (the formation of hardened tissue in the penis that causes pain, curvature, and distortion, usually during erection); priapism (persistent, usually painful

erection of the penis as a consequence of disease and not related to sexual arousal); and urethral strictures (urethral stricture is an area of hardened tissue, which narrows the urethra, sometimes making it difficult to urinate).

Prolonged use of the constriction ring (i.e., without removal) may cause permanent injury to the penis.

Incorrect use of this device may bruise or rupture the blood vessels within the penis or scrotum, resulting in petechiae (a small purplish spot on a body surface, such as the skin or mucous membrane, caused by a minute hemorrhage), hemorrhage (flow of blood from ruptured blood vessels), or the formation of a hematoma (localized swelling filled with blood resulting from a break in a blood vessel).

Use the least constricting ring size that maintains your erection, since excessive constriction could injure the penis.

edenfantasys
THE NEW INTIMACY

www.edenfantasys.com

Customer Service
10 AM - 7 PM EST

Phone: +1 (770) 604 - 1352