



# Scout

PRODUCT MANUAL

---

**12 vibration modes**

---

**Memory function**

---

**Air pressure sensors**

---

**Soft pleasure tongues**

---

**Waterproof**

---

**Made from skin-like  
TPR material and ABS  
plastic**

## Charging

---


- For maximum pleasure, charge before every use.
- Connect the included USB cable and insert the USB end into the wall adaptor or computer USB port (Computer must be turned on).
- The slow intermittent glow indicates charging in progress.
- A full charge takes up to 120 minutes for 40 minutes of play.
- Do not use the device while charging.




USB  
charging port

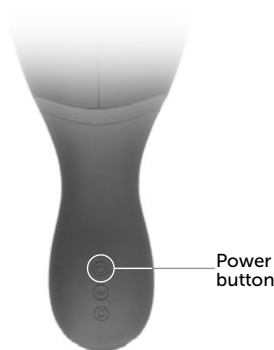
## How To Use

---

- Hold the  button to turn on/off.
- Press the **M** button quickly to cycle through 12 vibration modes.

### Air pressure mode

- Press the  button to activate air pressure sensors.
- Press the air pressure sensors, located on the sides of the handle, to customize your own vibration pattern.



## Cleaning and Care

---

- Remove the ring, and take the sleeve out of the plastic case for thorough cleaning.
- Use a toy cleaner/mild soap with water to clean the product before and after each use.
- Wipe it down with the wet cloth/tissue and dry it out completely before inserting the sleeve.
- Dust lightly with the corn starch for better use.
- Store away from heat and sunlight.
- Use with the water-based lube only, no silicone lubricants.



## Warning

---

- Do not use on inflamed and injured areas.
- Discontinue use if feeling pain or discomfort.
- Adult novelty only. Use for medical purposes or for a use that has an adverse effect on any function of the body is prohibited.

**edenfantasy**  
THE NEW INTIMACY

[www.edenfantasy.com](http://www.edenfantasy.com)

Customer Service 24/7  
Phone: +1 (770) 604 - 1352