



**9 massage modes**

**APP operated**

**Waterproof IPX7**

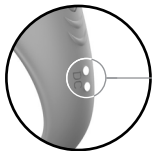
**Made from silicone and ABS plastic**

**Connection c-shape**

**PRODUCT MANUAL**

## Charging

- For maximum pleasure, charge before every use.
- Connect the included USB cable and insert the USB end into the wall adaptor or computer USB port (Computer must be turned on)
- The intermittent glow indicates that charging is in progress.
- A full charge takes up to 2 hours for 1.5 hours of play.
- Do not use the device while charging.




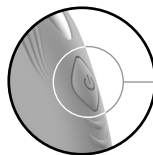
Magnetic charging port

## Cleaning and Care

- Use a toy cleaner/mild soap with water to clean the product before and after each use.
- Pat with a towel and allow it to air-dry completely.
- Use with water-based lube only, no silicone lubricants.
- Please avoid contact with silicone or silicone-containing materials as it may damage the product.

## How To Use

- Hold the  button to turn the toy on/off.
- Press it quickly to cycle through 9




Power button

## App operation

- Download the Love Spouse app from Google Play or App Store (the app is free). QR code:



- Open the app on your phone and accept the User Agreement.
- Log in to your account or register a new one.
- The app will request access to the following: Bluetooth, Camera, Album, and Microphone - please allow access in your phone Settings.
- Tap the  to add a new device - aka to connect the toy to your phone.

## App operation

- Scan the QR code of your toy via the app. You can also add your device by entering the product code "7787".



- Choose your preferred style of control: personalized or routine.
- Tap on the device on the app's homepage to begin playing.
- In the "Classic mode" tab, select the pattern you like the most.
- You can create your own pattern by tapping on ● and recording a new one by tapping in your preferred rhythm. Press the 🗑️ to delete the recorded pattern. Press start/pause to turn on/pause the recording mode. Press the ⏸️ to save the new pattern.
- Press the 🎵 to enter your own pattern list and choose one to play.
- Enter the "Game mode" tab to enjoy a massage while you play a game. When the same fruits in the game touch each other, the vibration of the toy activates. The bigger the fruit, the stronger the vibration.
- In "Video mode", you can choose a local video on your phone by tapping the button "Select local video". Select the pattern you like the most.
- In the "Musical mode" tab, you can sync up the music playing on your

- phone (via any app) and the vibration of the toy. Just tap the "Start listening" button. Please note that you have to be in the "Musical mode" tab in the app for the toy to begin picking up music and activate.
- You can create your own pattern to the rhythm of the music by tapping on ● and begin recording, matching your tapping to the tune. Press the 🗑️ to delete the recorded pattern. Press start/pause to turn on/pause the recording mode. Press the ⏸️ to save the new pattern.
- In the "Draw something" tab, you can control the vibration of the toy by getting visual drawing lines on the screen.
- You can create your own pattern by tapping on ● and putting the vibration mode into visuals - dots and lines or whatever else you want to draw to illustrate the desired vibration modes. Press the 🗑️ to delete the recorded mode. Press the start/pause to turn on/pause the recording pattern. Press the ⏸️ to save the new pattern.
- In the "Shake it" tab, you can control the vibration of the toy by shaking your phone in the desired rhythm and potency.
- In the "Interactive mode" tab, you can add contacts to the list of people who are able to control your toy through the app. Tap + to add a new friend.
- Choose a contact from your contact list to create a playroom. Pick a type

of interaction you want: video chat or voice chat.

- After you both enter the playroom, the other user will be able to connect to your toy, and you will be able to control their devices, too.
- In the "Classic mode" tab, you may choose a pattern for them.
- In the "Draw something" tab, you can control the vibration of their toy by drawing lines on the screen.
- In the "Shake it" tab, you can control the vibration of their toy by shaking the phone.
- You can send messages to your contact during the game in the "Type what you want to say" field.

## Warning

- Do not use on inflamed and injured areas.
- Discontinue use if feeling pain or discomfort.
- Adult novelty only. Use for medical purposes or for a use that has an adverse effect on any function of the body is prohibited.

**edenfantasy**

THE NEW INTIMACY

[www.edenfantasy.com](http://www.edenfantasy.com)

Customer Service  
10 AM - 7 PM EST  
Phone: +1 (770) 604 - 1352